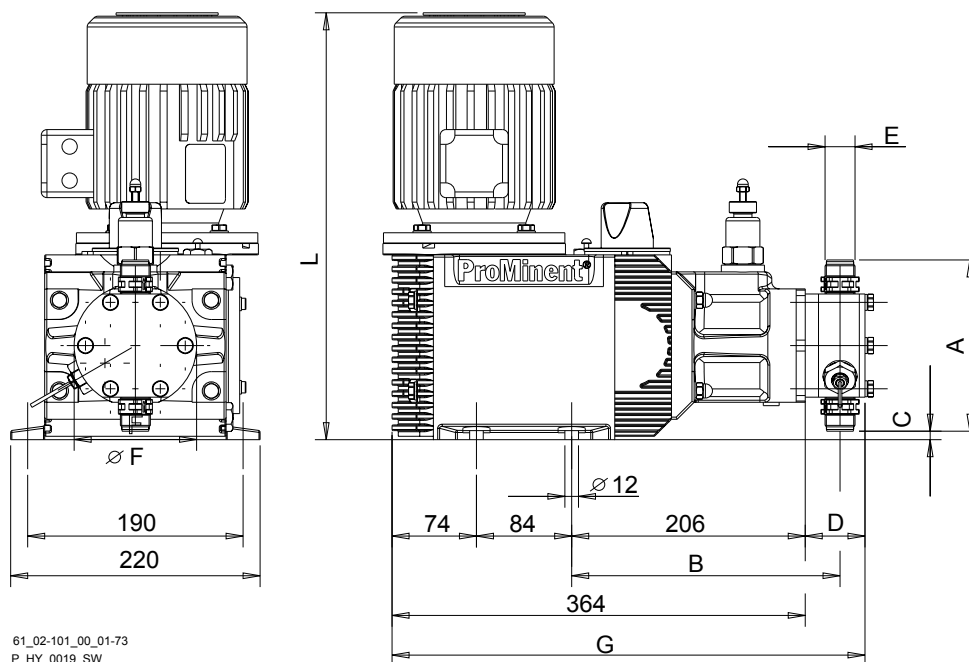


# 15 Dimensions sheets

## Hydro HP2 (HP2a H) dimensions sheet



61\_02-101\_00\_01-73  
P\_HY\_0019\_SW

Fig. 23: Hydro HP2 (HP2a H) dimensions sheet - Dimensions in mm

Liquid end	A	B	C	D	E	F	G
HM 25 SST, HCT	152	239	7	50	DN10G3/4A	108x42	414
HM 60 SST, HCT	165	240	0.5	51	DN10G3/4A	108x57	415
HM 60 SST-HV	165	243.5	0.5	57	DN15G1A	108x57	421
HM 25 PVT	152	239	7	49	DN10G3/4A	108x42	413
HM 60 PVT	165	240	0.5	55	DN10G3/4A	108x57	419

"HM 25" for types 064007, 064015, 064018, 064022, 064025, 100003, 100006, 100007, 100009, 100010

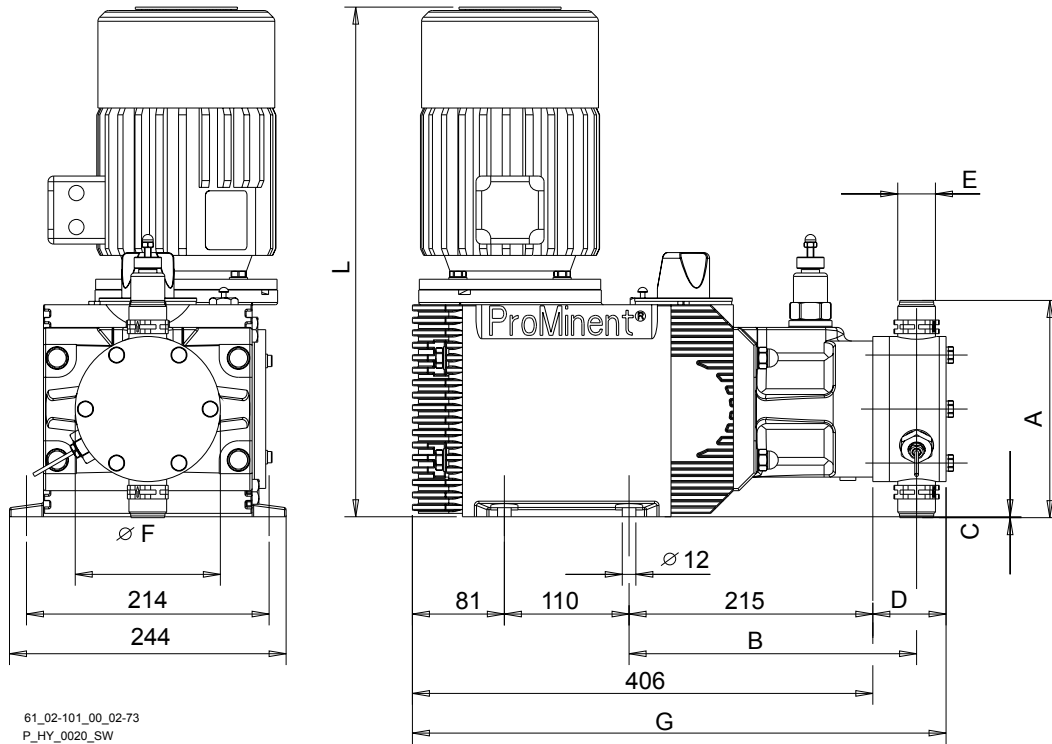
"HM 60" for types 025019, 025040, 025048, 025060, 025068

### Dimension with double ball valve

Liquid end	A	B	C	D	E	G
HM 25 SST, HCT	180	241	-7	54	DN10Rp3/8"	418
HM 60 SST, HCT	195	242	20.5	55	DN10Rp3/8"	419

	Standard motor	Motor, controllable	EExe motor	EExde motor	Motor with frequency converter
L	377	413	469	438	569

Hydro HP3 (HP3a H) dimensions sheet



61\_02-101\_00\_02-73  
P\_HY\_0020\_SW

Fig. 24: Hydro HP3 (HP3a H) dimensions sheet - Dimensions in mm

Liquid end	A	B	C	D	E	F	G
HM 60 SST, HCT	165	240	12.5	51	DN10G3/4A	108x57	457
HM 150 SST, HCT	191	247	-0.5	65	DN15G1A	128x76	471
HM 60 SST-HV	165	243.5	12.5	57	DN15G1A	108x57	463
HM 150 SST-HV	203	251	6.5	75	DN20G1 1/4A	128x76	481
HM 60 PVT	165	240	12.5	55	DN10G3/4A	108x57	461
HM 150 PVT	191	247	-0.5	61	DN15G1A	128x76	467

"HM 60" for types 064019, 064040, 064048, 064060, 064068, 100010, 100021, 100025, 100031, 100035

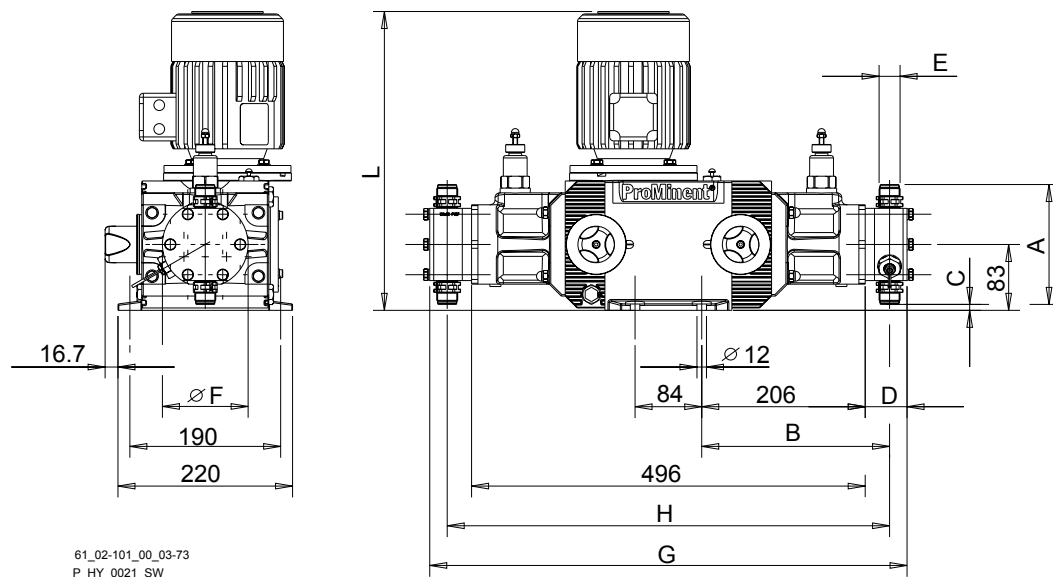
"HM 150" for types 025048, 025100, 025120, 025150, 025170

Dimension with double ball valve

Liquid end	A	B	C	D	E	G
HM 60 SST, HCT	195	242	-2.5	55	DN10Rp3/8"	461

	Standard motor	Motor, controllable	EExe motor	EExde motor	Motor with frequency converter
L	456	553	459	499	626

Hydro HP2 (HP2a H) dimensions sheet, double head version (HP2a D)



61\_02-101\_00\_03-73  
P\_HY\_0021\_SW

Fig. 25: Hydro HP2 (HP2a H) dimensions sheet, double head version (HP2a D) - Dimensions in mm

Liquid end	A	B	C	D	E	F	G	H
HM 25 SST, HCT	152	239	7	50	DN10G3/4A	108x42	596	562
HM 60 SST, HCT	165	240	0.5	51	DN10G3/4A	108x57	598	564
HM 60 SST-HV	165	243.5	0.5	57	DN15G1A	108x57	610	571
HM 25 PVT	152	239	7	49	DN10G3/4A	108x42	594	562
HM 60 PVT	165	240	0.5	55	DN10G3/4A	108x57	606	564

"HM 25" for types 064007, 064015, 064018, 064022, 064025, 100003, 100006, 100007, 100009, 100010

"HM 60" for types 025019, 025040, 025048, 025060, 025068

Dimension with double ball valve

Liquid end	A	B	C	D	E	G	H
HM 25 SST, HCT	180	241	-7	54	DN10Rp3/8"	604	566
HM 60 SST, HCT	195	242	-20.5	55	DN10Rp3/8"	606	568

	Standard motor	Motor, controllable	EExe motor	EExde motor	Motor with frequency converter
L	377	413	369	438	569

Hydro HP3 dimensions sheet, double head version (HP3a D)

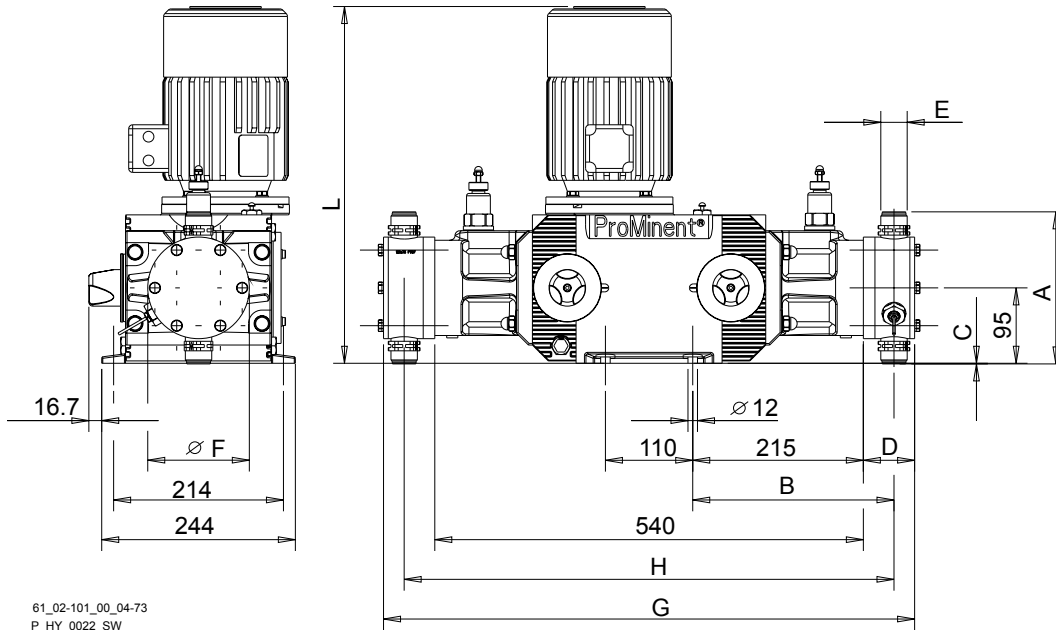


Fig. 26: Hydro HP dimensions sheet, double head version (HP3a D) - Dimensions in mm

Liquid end	A	B	C	D	E	F	G	H
HM 60 SST, HCT	165	240	12.5	51	DN10G3/4A	108x57	641	590
HM 150 SST, HCT	191	247	-0.5	65	DN15G1A	128x76	670	604
HM 60 SST-HV	165	243.5	12.5	57	DN15G1A	108x57	653	597
HM 150 SST-HV	203	251	6.5	75	DN20G1 1/4A	128x76	690	612
HM 60 PVT	165	240	12.5	55	DN10G3/4A	108x57	650	590
HM 150 PVT	191	247	-0.5	61	DN15G1A	128x76	661	604

"HM 60" for types 064019, 064040, 064048, 064060, 064068, 100010, 100021, 100025, 100031, 100035

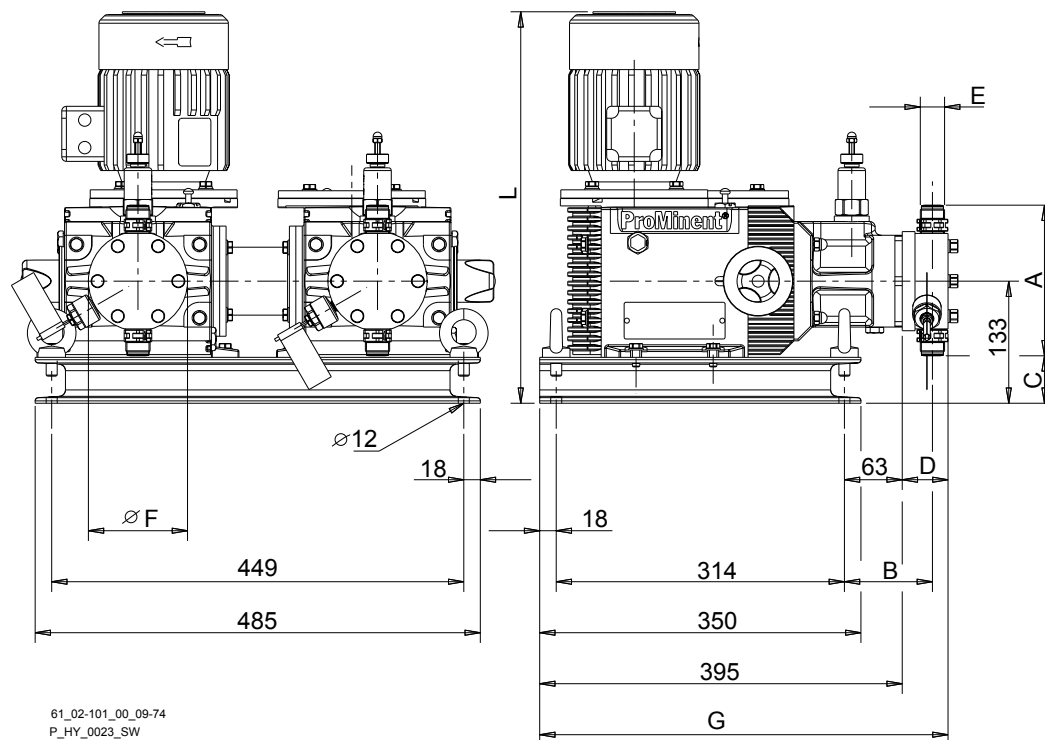
"HM 150" for types 025048, 025100, 025120, 025150, 025170

Dimension with double ball valve

Liquid end	A	B	C	D	E	G	H
HM 60 SST, HCT	195	242	-2.5	55	DN10Rp3/8"	650	594

	Standard motor	Motor, controllable	EExe motor	EExde motor	Motor with frequency converter
L	456	553	459	499	626

Hydro HP2 dimensions sheet with add-on drive (HP2a E + HP2a A)



61\_02-101\_00\_09-74  
P\_HY\_0023\_SW

Fig. 27: Hydro HP2 dimensions sheet with add-on drive (HP2a E + HP2a A) - Dimensions in mm

Liquid end	A	B	C	D	E	F	G
HM 25 SST, HCT	152	95	59	50	DN10G3/4A	108x42	444
HM 60 SST, HCT	165	96	52	51	DN10G3/4A	108x57	445
HM 60 SST-HV	165	99	49	57	DN15G1A	108x57	451
HM 25 PVT	152	95	57	49	DN10G3/4A	108x42	443
HM 60 PVT	165	96	51	55	DN10G3/4A	108x57	449

"HM 25" for types 064007, 064015, 064018, 064022, 064025, 100003, 100006, 100007, 100009, 100010

"HM 60" for types 025019, 025040, 025048, 025060, 025068

Dimension with double ball valve

Liquid end	A	B	C	D	E	G
HM 25 SST, HCT	180	97	37	54	DN10Rp3/8"	448
HM 60 SST, HCT	195	98	30	55	DN10Rp3/8"	449

	Standard motor	Motor, controllable	EExe motor	EExde motor	Motor with frequency converter
L	427	463	419	488	619

Hydro HP3 dimensions sheet with add-on drive (HP3a E + HP3a A)

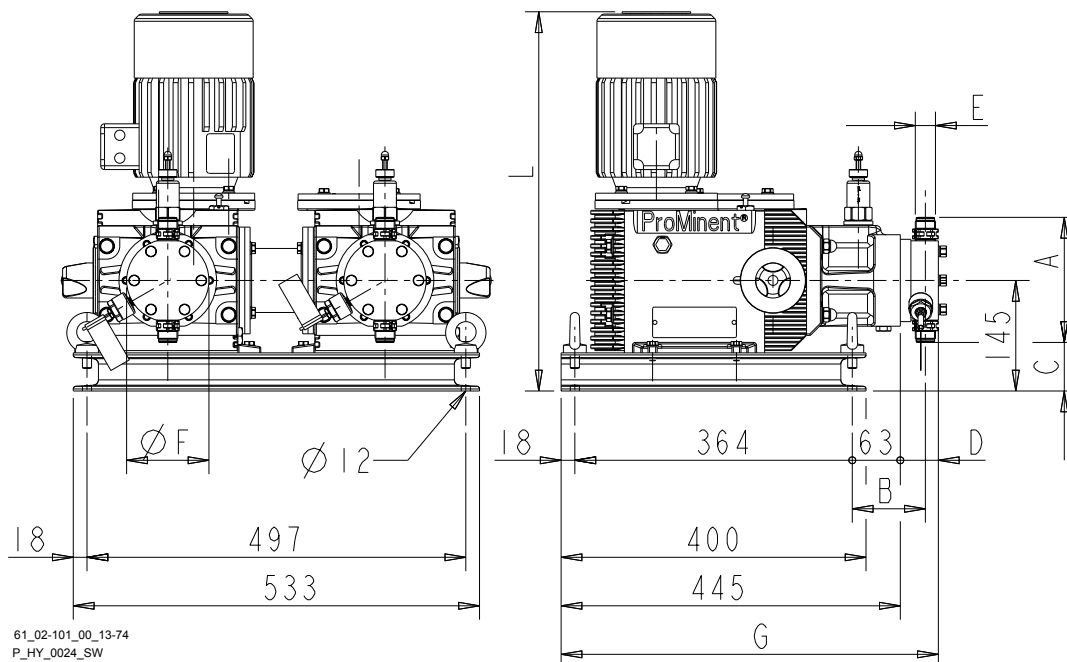


Fig. 28: Hydro HP3 dimensions sheet with add-on drive (HP3a E + HP3a A) - Dimensions in mm

Liquid end	A	B	C	D	E	F	G
HM 60 SST, HCT	165	96	64	51	DN10G3/4A	108x57	495
HM 150 SST, HCT	191	104	50	65	DN15G1A	128x76	506
HM 60 SST-HV	165	100	61	57	DN15G1A	108x57	501
HM 150 SST-HV	203	108	40	75	DN20G1 1/4A	128x76	516
HM 60 PVT	165	96	63	55	DN10G3/4A	108x57	499
HM 150 PVT	191	104	49	61	DN15G1A	128x76	506

"HM 60" for types 064019, 064040, 064048, 064060, 064068, 100010, 100021, 100025, 100031, 100035

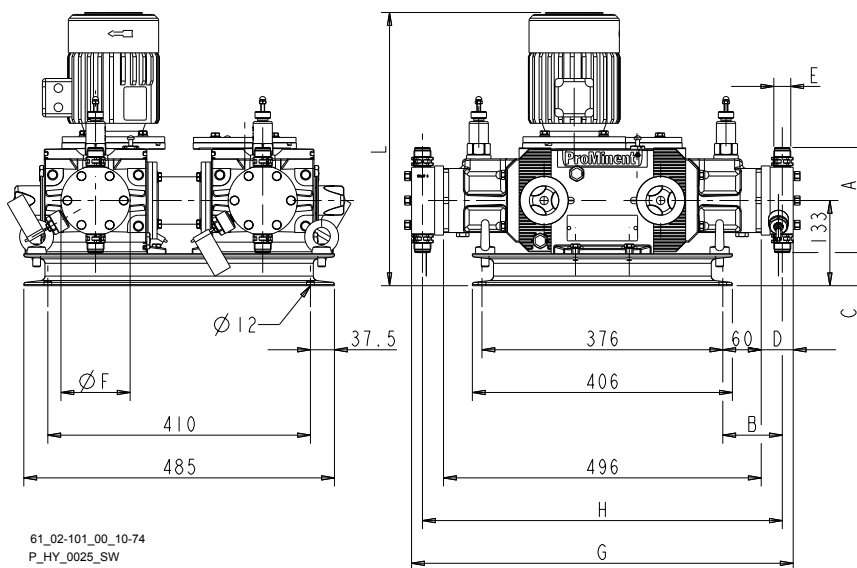
"HM 150" for types 025048, 025100, 025120, 025150, 025170

Dimension with double ball valve

Liquid end	A	B	C	D	E	G
HM 60 SST, HCT	195	98	43	55	DN10Rp3/8"	499

	Standard motor	Motor, controllable	EExe motor	EExde motor	Motor with frequency converter
L	506	603	509	549	676

Hydro HP2 dimensions sheet with add-on drive, double-head versions (HP2a F + HP2a B)



61\_02-101\_00\_10-74  
P\_HY\_0025\_SW

Fig. 29: Hydro HP2 dimensions sheet with add-on drive, double-head versions (HP2a F + HP2a B) - Dimensions in mm

Liquid end	A	B	C	D	E	F	G	H
HM 25 SST, HCT	152	92	59	50	DN10G3/4A	108x42	596	562
HM 60 SST, HCT	165	93	52	51	DN10G3/4A	108x57	598	564
HM 60 SST-HV	165	97	49	57	DN15G1A	108x57	610	571
HM 25 PVT	152	92	57	49	DN10G3/4A	108x42	594	562
HM 60 PVT	165	93	51	55	DN10G3/4A	108x57	606	564

"HM 25" for types 064007, 064015, 064018, 064022, 064025, 100003, 100006, 100007, 100009, 100010  
 "HM 60" for types 025019, 025040, 025048, 025060, 025068

Dimension with double ball valve

Liquid end	A	B	C	D	E	G	H
HM 25 SST, HCT	180	94	37	54	DN10Rp3/8"	604	566
HM 60 SST, HCT	195	95	30	55	DN10Rp3/8"	606	568

	Standard motor	Motor, controllable	EExe motor	EExde motor	Motor with frequency converter
L	427	463	419	488	619

Hydro HP3 dimensions sheet with add-on drive, double-head versions (HP3a F + HP3a B)

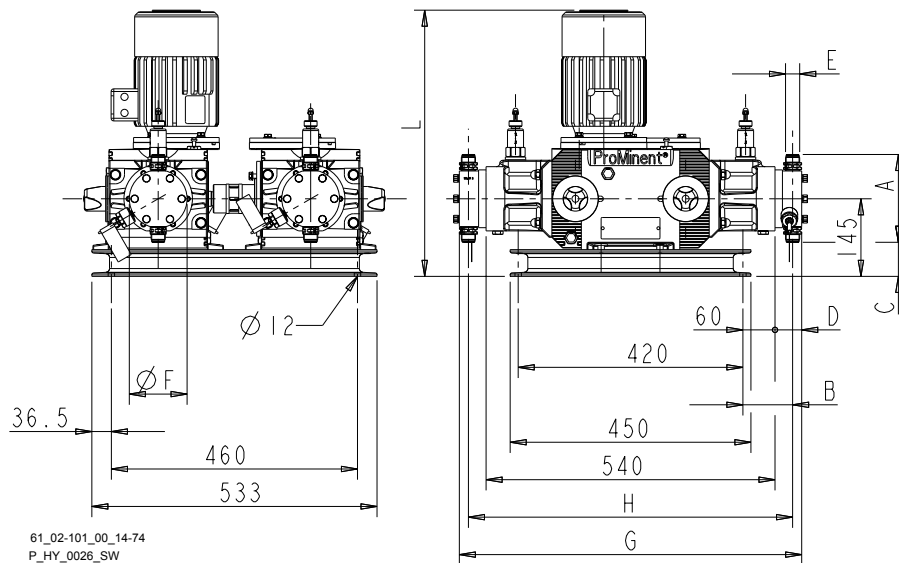


Fig. 30: Hydro HP3 dimensions sheet with add-on drive, double-head versions (HP3a F + HP3a B) - Dimensions in mm

Liquid end	A	B	C	D	E	F	G	H
HM 60 SST, HCT	165	93	64	51	DN10G3/4A	108x57	641	590
HM 150 SST, HCT	191	101	50	65	DN15G1A	128x76	670	604
HM 60 SST-HV	165	97	61	57	DN15G1A	108x57	653	597
HM 150 SST-HV	203	105	40	75	DN20G1 1/4A	128x76	690	612
HM 60 PVT	165	93	63	55	DN10G3/4A	108x57	650	590
HM 150 PVT	191	101	49	61	DN15G1A	128x76	661	604

"HM 60" for types 064019, 064040, 064048, 064060, 064068, 100010, 100021, 100025, 100031, 100035

"HM 150" for types 025048, 025100, 025120, 025150, 025170

Dimension with double ball valve

Liquid end	A	B	C	D	E	G	H
HM 60 SST, HCT	195	95	43	55	DN10Rp3/8"	650	594

	Standard motor	Motor, controllable	EExe motor	EExde motor	Motor with frequency converter
L	506	603	509	549	676